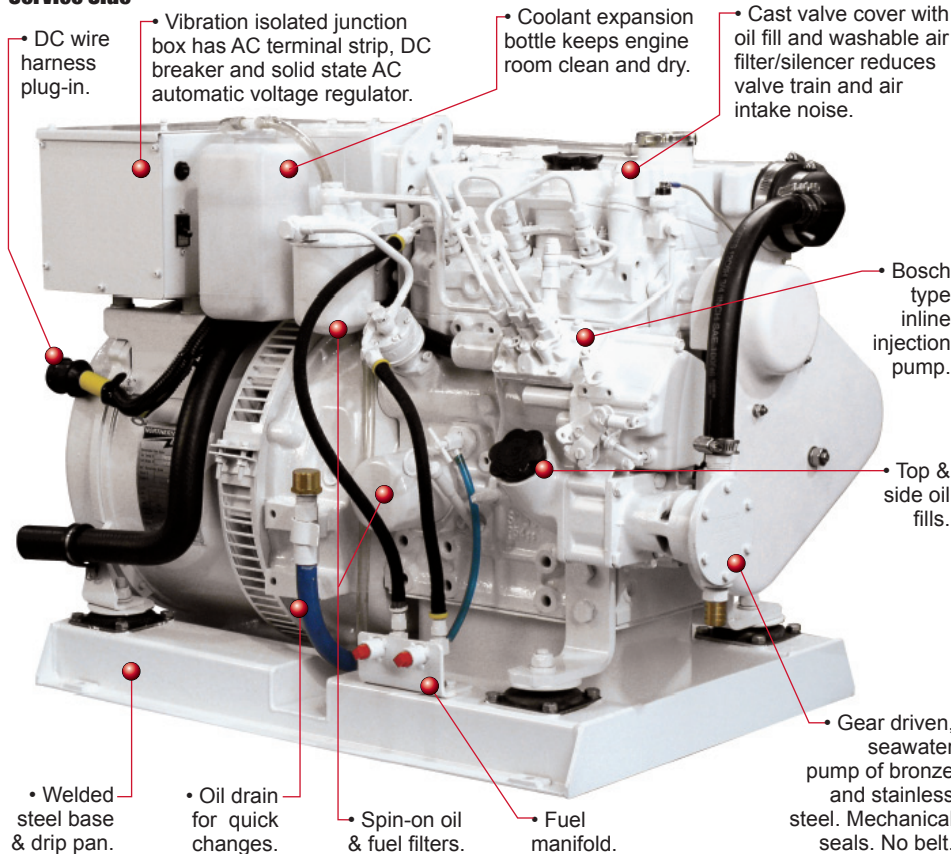



Service Side



Non-Service Side



8 kW
60 Hz / 1800 RPM

6 kW
50 Hz / 1500 RPM

Northern Lights strong reputation for reliability and simplicity is evident on the 8 kW, M753W2. Year in, year out, this bulletproof workhorse has been a favorite for yachtsmen and commercial operators for both repowers and new vessel construction. It has constantly been improved and we are now proud to introduce the newest version; the M753W2.

The set is still powered by a 58 cubic inch Luger diesel which runs at 1800 rpm instead of 3600. Lower speed promotes engine life by reducing internal stresses.

The engine has a mono-component, cast iron, freshwater cooling system to reduce troublesome gaskets and hoses.



Being a three cylinder, the engine is balanced for smooth operation. This along with vibration isolation mounts, intake silencer system and cast valve cover make the M753W2 remarkably smooth and quiet with or without a sound enclosure.

The M753W2 is simple to maintain. All service points are on one side within easy reach. The seawater pump's location makes impeller changes a snap and it is gear-driven, so there are no belts to fray and break.

The engine's DC electrical system and safety shutdowns use reliable relays instead of delicate, unrepairable printed circuit boards. If a failure should occur you simply plug in a new, inexpensive relay.

The M753W2 meets US EPA Tier II emissions standards. You, the environment and your moorage neighbors will all benefit.

Featuring new W-Series generator

The new W-Series generator end is a major step in our constant quest to give you the best generator set on the market. It features an auxiliary stator winding that supplies separate and stable power to the Automatic Voltage Regulator (AVR). The results are impressive:

- Classification society compliance.
- Real 300% short circuit capability.
- Improved AC circuit breaker performance.

See your dealer for more information.

AC Output¹	
8.0 kW	60 Hz, 1800 RPM, 1 Ph, 1.0 PF, 120-240 V/33.3A, 120 V/66.6A
6 kW	50 Hz, 1500 RPM, 1 Ph, 1.0 PF, 220 V/27.3A

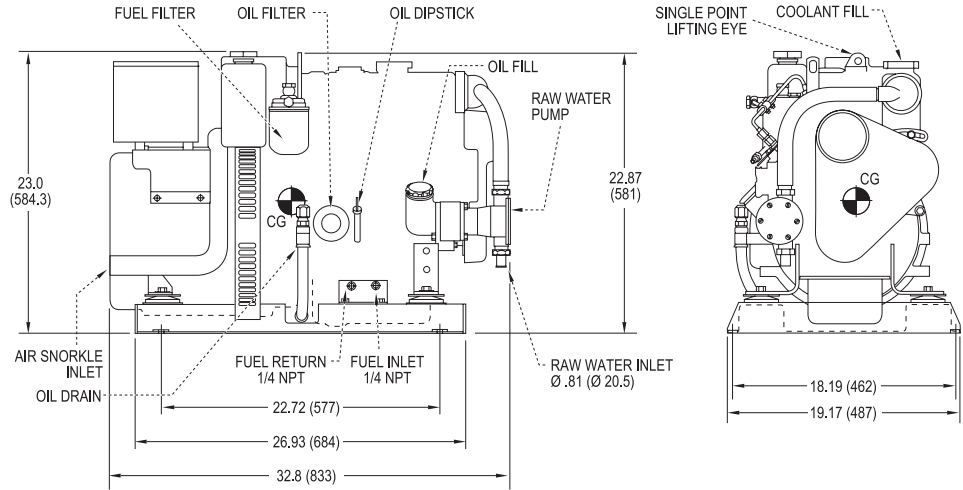
Optional **Three Phase with 0.8 PF**
Voltage regulation **+1%**

Lugger L753 Engine	
Type	Vertical inline 3 cylinder diesel
Displacement	58 in ³ (0.95 ltr)
Bore/Stroke	2.95/2.83 in (75/72 mm)
HP @ RPM	13.5/1800 11.1/1500
Approx. fuel use	
1800 RPM @ full load ²	0.94 gph (3.6 lph)
1800 RPM @ half load ²	0.52 gph (1.9 lph)
1500 RPM @ full load ²	0.77 gph (2.9 lph)
1500 RPM @ half load ²	0.39 gph (1.5 lph)

Installation Data & Weight	
Wet exhaust elbow	2 inch (51 mm) OD
Raw water inlet	3/4 inch (19 mm) OD
Fuel inlet and return	1/4 inch NPT
Approximate dry weight	529 lbs (240 kg)

1. Based on SAE J1995 and ISO 3046. 2. Actual fuel consumption will vary depending on operating conditions.

M753W2 Dimensional Drawing



M753W2 Overall Dimensions L x W x H: 32.8 x 19.17 x 23.0 inch (833 x 487 x 584.3 mm)
Dimensions given in inches (mm). Dimensions subject to change without notice.
Contact dealer or visit www.northern-lights.com for most current installation drawings.

M753W Features and Benefits

Engine Block

- Four cycle, 3 cylinder, liquid cooled, naturally aspirated, overhead valve diesel.
- Swirl combustion chambers improve fuel efficiency and reduce smoke.
- Glow plugs for quick cold starting.

Cooling System

- Freshwater cooling in heat exchanger or keel cooling configuration.
- One-piece heat exchanger, expansion tank and liquid cooled exhaust manifold. Fewer troublesome hoses and gaskets. Cast iron to resist corrosion and electrolysis.
- Heat exchanger cooling is standard. Tube-type, cupro-nickel heat exchanger has removable ends for easy cleaning. Accessible, gear driven, rubber impeller seawater pump of bronze and stainless steel; no belt.

Fuel System

- Fuel system is self-venting.
- Injection pump with 5% mechanical governor for close AC frequency control.
- Pintle injectors with replaceable tips.
- Mechanical lift pump with hand primer. No electric pump to fail.
- Large spin-on fuel filter.
- Flexible fuel lines routed to fuel manifold.
- Stop solenoid controls the fuel rack, not throttle, to eliminate speed variance and linkage problems.

Intake and Exhaust

- Meets US EPA Tier II emission requirements at date of manufacture.
- Washable air cleaner in cast intake manifold reduces noise. Closed crankcase vent.
- Cast iron, wet exhaust elbow for safety.



Lubrication System

- Full flow, spin-on oil filter with bypass.
- 5.5 qt. (5.2 ltr) oil capacity for better lubrication. 200 hr oil change intervals.
- Oil drain for quick, clean oil changes.

DC Electrical System

- DC system uses reliable relays instead of unrepairable printed circuit board.
- 12 volt starter motor and battery charging alternator with regulator and belt guard.
- Standard panel: Remote mount S-1B has hour meter, stop-start switch with run light and preheat switch.
- Expandable to 6 panels up to 110 feet from the generator.
- 20 foot (6 m) plug-in panel harness lets you mount your panel anywhere onboard. Better than inaccessible unit mount panels that are prone to vibration.
- Low oil pressure, high coolant temperature and high exhaust temperature safety shutdowns standard.



AC Generator

- Northern Lights, direct coupled, brushless AC generator is maintenance free. 4 lead-1 phase 50 or 60 Hz output standard. 12 lead-3 phase optional. Conservative heat rise rating: 95°C/50°C ambient.
- Automatic Voltage Regulator is powered by dedicated AC winding for true 300% short circuit capability. Quick ±1% RMS no load to full load voltage regulation. AVR has circuit breaker protection

- Generator features high quality, Class "H" epoxy insulation, accessible diodes, over-sized bearings and junction box for wiring.

Special Equipment

- Welded steel base frame with drip pan.
- Four plateform mounts isolate vibration.
- White, long-life polyurethane paint.
- Operator's and parts manuals standard.

Classification Standards

- Contact factory for details.



Optional Equipment

- Control panels with DC gauges.
- AC and DC control panels.
- 24 volt isolated ground DC system.
- Wire harness extensions and "Y" harness.
- 2 inch wet exhaust muffler.
- Exhaust / water separator.
- Dry exhaust elbow.
- Keel cooling configuration.
- Onboard parts kits.
- Fuel filter-water separators.
- Shorepower switches.
- Alarms/shutdowns for low coolant level, low oil level, raw water flow and overspeed.
- Sound enclosure has powder coated aluminum panels lined with sound barrier foam to dampen noise. Trigger latches for easy access.
- Stainless wet exhaust elbow



LxWxH: 39.3 x 25.7 x 25.3 in (998.7 x 652 x 643 mm)
Weight: 92.5 lbs (42 kg)

Dealer

4420 14th Ave. NW., Seattle WA 98107
Tel: (206) 789-3880 • 1-800-762-0165 • Fax: (206) 782-5455
Information and dimensions subject to change without notice.
Northern Lights and Lugger are registered trademarks of Alaska Diesel Electric, Inc.
© 2007 All rights reserved. Litho USA. L679 05/07



www.northern-lights.com